

## The Investment Report

### Your Investments at a Glance

#### What You Should Know about the Investment Report

Would you like to see the development of your assets at all times? Would you like your reporting to be optimally tailored to your needs?

The investment report provides you with clear information about your assets and generated returns in a visually appealing layout, all in a single report. Individual compilation on the basis of a consultation with your advisor enables us to better tailor it to your requirements.

Just let your advisor know if you would like the investment report to be sent to you. You will receive it either as a hard copy or electronically as a PDF on our online platform Direct Net.

#### Your Needs

- You would like more transparency about your asset and return situation.
- You would like asset and return analyses at a glance.
- You would like to obtain an accurate picture of your investment portfolio and asset performance but only want to receive the information you consider important.

#### Your Benefits

- Compact and clear reporting.
- Combined overview of assets and returns upon request.
- Configurable contents and functions.
- Do you have any other wishes, e.g. regarding the level of detail or the frequency of reports? If so, just contact your relationship manager.

#### Our Offer

The investment report contains reference day analyses (for assets) as well as periodic analyses (for returns).

#### Choose the Contents to Meet Your Requirements

- Overview with return and portfolio analyses
- Display of gross/net returns
- Benchmark display (for mandate clients)
- Contribution analyses
- Asset allocation weights
- Asset allocation by investment category and currency
- Portfolio structure by investment category
- Portfolio structure by currency
- Portfolio structure by sector and country
- Portfolio structure by debtor category and currency
- Maturity analysis
- Position list
- Transaction list
- Miscellaneous supplementary analyses
- Explanations and legal information (appendix)

#### Potential Risks

- The valuations contained in the investment report do not represent an offer to buy or sell investment products at the indicated valuation.
- The investment report is not suitable for tax purposes. The information contained herein should be checked with regard to legal, regulatory, tax or other consequences, if necessary in consultation with an advisor.

## Examples of the Investment Report

Figure 1: Overview

Investment Report 31.12.2015–31.12.2016  
Felix Muster, Musterdorf

Portfolio no, S 9999–1234567–65  
Reporting currency CHF

### Return year-to-date

Period 31.12.2015–31.12.2016

	CHF	CHF
Market value as of 31.12.2016	3,333,679	
Market value as of 31.12.2015	3,355,918	
Cash flows	-121,184	
thereof customer orders	-95,908	
thereof fees	-19,207	
thereof withholding tax	-6,070	
Adjusted asset value	98,945	
<b>Return (TWR)</b>	<b>3.19%</b>	
gross of fees and taxes		

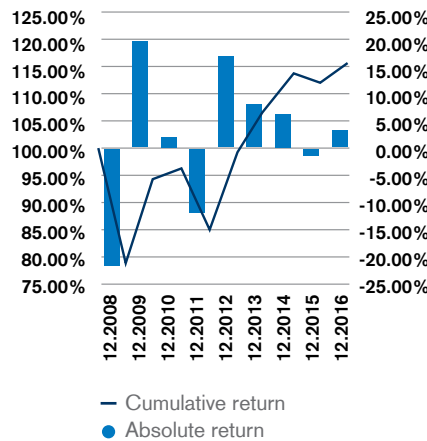
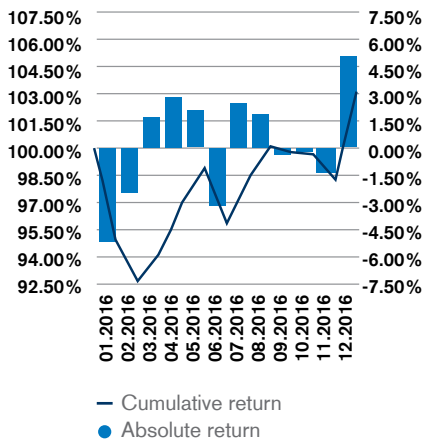
### Return since inception

Period 3.01.2008–31.12.2016

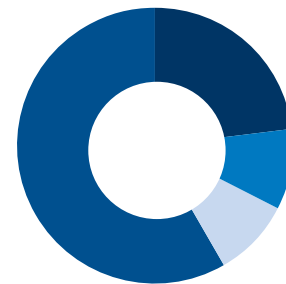
	CHF	CHF
Market value as of 31.12.2016	3,333,679	
Market value as of 03.01.2008	3,911,757	
Cash flows	-1,025,692	
thereof customer orders	-897,760	
thereof fees	-75,921	
thereof withholding tax	-52,010	
Adjusted asset value	447,614	
<b>Return (TWR)</b>	<b>15.62%</b>	
<b>Annualized return</b>	<b>1.63%</b>	
gross of fees and taxes		

### Portfolio structure by investment category as of 31.12.2016

	CHF	Anteil
Liquidity & Similar	300,123	9.00%
Fixed Income & Similar		0.00%
Equities & Similar	1,943,343	58.29%
AI, Commodities & Real Estate	319,425	9.58%
Mixed & Other Investments	770,789	23.12%
<b>Total Assets</b>	<b>3,333,679</b>	<b>100.00%</b>



### Assets in %



- Mixed
- Alternative
- Liquidity
- Equities

Figure 2: Detailed information

Investment Report 31.12.2015–31.12.2016  
Felix Muster, Musterdorf

Portfolio no, S 9999–1234567–65  
Reporting currency CHF

### Positions

as 31.12.2015

Number/Nominal	Position Description	Identification	Purchase value Price Exchange rate	Current valuation Price/type Date	Value in CHF of which market value of which accrued interest	Change Total of which market of which FX	Prop.
<b>Liquidity &amp; Similar – Accounts</b>							
CHF 411,362.71	Current account Bonviva	9999–1234567–61 CH99 9999 1234 5678 6100 0			411,363		5.38%
EUR 678,119.44	Current account Bonviva	9999–1234567–62 CH99 9999 1234 5678 6200 0			737,378		9.64%
EUR 0.00	Profit/loss account futures	9999–1234567–62–6 CH99 9999 1234 5678 6200 6			0		0.00%
GBP 30,288.33	Current account Bonviva	9999–1234567–62–2 CH99 9999 1234 5678 6200 2			44,687		0.58%
NOK 0.00	Current account	9999–1234567–62–8 CH99 9999 1234 5678 6200 8			0		0.00%
SEK 21,618.18	Current account	9999–1234567–62–5 CH99 9999 1234 5678 6200 5			2,567		0.03%
USD 7,316.36	Current account Bonviva	9999–1234567–62–1 CH99 9999 1234 5678 6200 1			7,324		0.10%
<b>Total Accounts</b>					<b>1,203,318</b>		<b>15.73%</b>
<b>Liquidity &amp; Similar – FX Spots, Forwards &amp; Swaps</b>							
CHF -1,500,000	USD/CHF Sale/Value Counter currency: USD 1'466'950 1 contract	03.03.2016	48357 1.02253 CHF	0.99858 31.12.2015 CHF	-35,224		-0.46%

---

## Contact Us

We will be happy to arrange a personal consultation.  
Call us at 0848 880 844\*;  
Mon.–Fri., 08:00–20:00.

\* Please note that telephone calls to these numbers may be recorded.  
We assume that by calling us, you accept this business practice.

## CREDIT SUISSE (Switzerland) Ltd.

P.O. Box 100  
CH-8070 Zurich  
[credit-suisse.com](http://credit-suisse.com)

The information provided herein constitutes marketing material. It is not investment advice or otherwise based on a consideration of the personal circumstances of the addressee nor is it the result of objective or independent research. The information provided herein is not legally binding and it does not constitute an offer or invitation to enter into any type of financial transaction. The information provided herein was produced by Credit Suisse Group AG and/or its affiliates (hereafter «CS») with the greatest of care and to the best of its knowledge and belief. The information and views expressed herein are those of CS at the time of writing and are subject to change at any time without notice. They are derived from sources believed to be reliable. CS provides no guarantee with regard to the content and completeness of the information and does not accept any liability for losses that might arise from making use of the information. If nothing is indicated to the contrary, all figures are unaudited. The information provided herein is for the exclusive use of the recipient. Neither this information nor any copy thereof may be sent, taken into or distributed in the United States or to any U. S. person (within the meaning of Regulation S under the US Securities Act of 1933, as amended). It may not be reproduced, neither in part nor in full, without the written permission of CS.  
Copyright © 2017 Credit Suisse Group AG and/or its affiliates. All rights reserved.