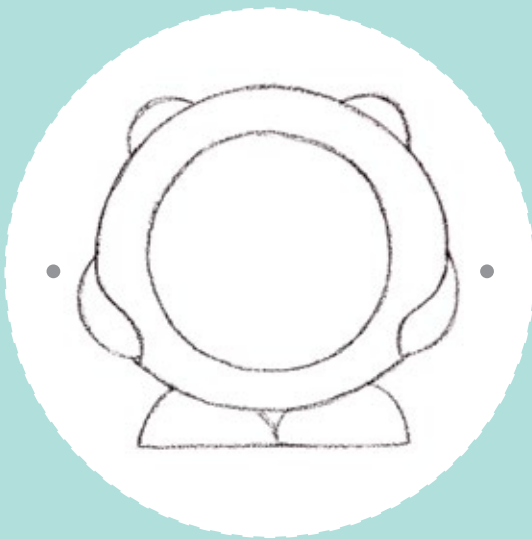


Thaumatrope

A thaumatrope, also called a wonder turner, is an optical illusion toy. Using a thread, a piece of paper is rotated on its axis so fast that the two images on the front and the back blur into a single, composite image.



Put a smile on Digipigi's face!




- ① Cut out the templates for the wonder turner. Glue both pieces together so that the back is upside down and the markings for the holes are exactly on top of each other. Color the pieces as you like.
- ② Punch one hole in each marking. On the left and right sides, thread equal-length pieces of string or rubber bands through each hole and knot them.
- ③ Hold both ends of the string firmly with your index fingers. Then, using your other fingers, rotate the disc on its own axis until there is traction and the string is completely wound up. Now, pull your index fingers apart, let the disc spin, and – wow! The disc rotates so fast that both images blend into one and come to life.




Now it's your turn:

Make your own thaumatrope: Draw two equal-sized circles on paper, mark the holes and, on each circle, draw half of a picture that completes the other: horse/rider, eye/mouth, cloud/rain, birdcage/bird, mouse/cheese, football/goal, etc. To check whether the two drawings fit with each other during the rotation, you can make pencil sketches first, place them on top of each other, and hold them up to the light. Remember that the markings for both holes have to be exactly on top of each other! Mom and Dad will be happy to help you.



Templates



Now it's your turn:

