

US Sustainable Dividend Portfolio

Q1 2017



Portfolio Objective

The objective of the US Sustainable Dividend Portfolio (“USSD”) is to offer current income and income growth, as well as capital appreciation with less risk than the broader equity market.

In particular, USSD seeks high-quality, blue chip companies with deep, defensive moats and sustainable cash flows, trading at a discount to their intrinsic value.

Reasons To Invest

- 1 **Blue Chip:** Focuses on high-quality companies with deep, defensive moats and ample cash flows that have consistently delivered above-average levels of CFROI⁴ with sustainable levels of asset growth.
- 2 **Sustainable Dividends:** Targets capital disciplined companies with a strong track record of returning cash to shareholders.
- 3 **Attractive Valuations:** Seeks capital appreciation by investing in companies trading at a discount to intrinsic value.
- 4 **Sector Diversification:** Well-diversified across sectors and balanced between cyclical and defensive companies.

Portfolio Highlights

2.6%

Dividend Yield¹

11.0%

Dividend Growth²

91%

Upside Capture³

66%

Downside Capture³

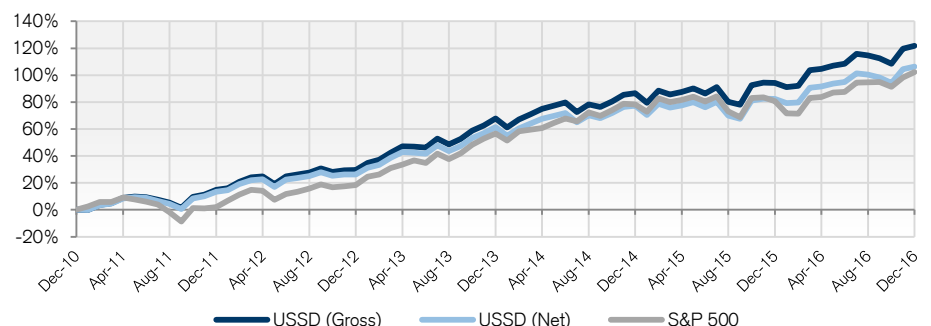
Composite Performance

As of December 31, 2016

	QTD	YTD	1-YR	3-YR ¹	5-YR ¹	ITD ^{1,2}
US Sustainable Dividend Portfolio Composite (Gross)	4.36%	14.11%	14.11%	9.75%	14.06%	14.20%
US Sustainable Dividend Portfolio Composite (Net)	4.10%	13.16%	13.16%	8.53%	12.72%	12.84%
S&P 500 Index	3.82%	11.95%	11.95%	8.87%	14.65%	12.46%

Cumulative Returns

As of December 31, 2016



Source: Credit Suisse Asset Management, LLC; Bloomberg. *3-Yr, 5-Yr, and ITD returns are annualized. Composite inception date: December 31, 2010. Gross-of-fees results are gross of the entire wrap fee and are shown as supplemental information. Net-of-fees results are net of the entire wrap fee. Both gross and net results are reduced by execution costs. See last page for additional information. Past performance is not indicative of future results.

¹ Dividend yield as of 12/31/16 based on estimates from Bloomberg & Credit Suisse HOLT

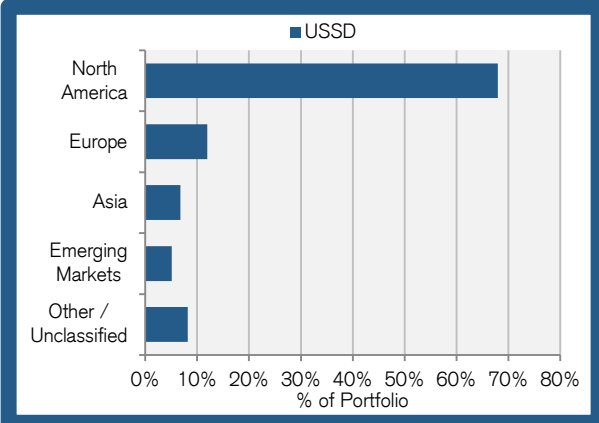
² 3 year weighted average dividend growth of holdings as of 12/31/16.

³ Upside/Downside capture calculated monthly since portfolio inception.

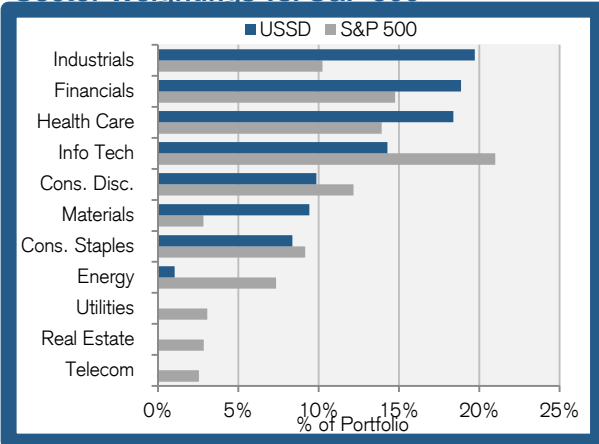
⁴ CFROI: Cash Flow Return on Investment.

Portfolio Snapshot

Revenue Exposure¹



Sector Weightings vs. S&P 500¹



Annualized Composite Risk Characteristics²

Dec 2010 – Dec 2016	USSD ⁴	S&P 500
Return	14.20%	12.46%
Excess Return	1.74%	
Volatility	9.69%	11.40%
Active Share	~90%	
Information Ratio	0.38	
Tracking Error	4.56%	
Upside Capture Ratio	91.1%	
Downside Capture Ratio	66.4%	

Top 10 Holdings¹

Security Name	Sector	Weight
JPMorgan Chase & Co	Financials	7.0%
General Electric Co	Industrials	5.1%
Honeywell International Inc	Industrials	5.0%
Johnson & Johnson	Health Care	4.6%
Target Corp	Consumer Discretionary	4.1%
Sysco Corp	Consumer Staples	4.1%
Hasbro Inc	Consumer Discretionary	3.9%
Accenture PLC	Information Technology	3.6%
Cisco Systems Inc	Information Technology	3.5%
Eaton Corp PLC	Industrials	3.4%

Capital Discipline Investment Team

Christian Stauss, Portfolio Manager, Head of HOLT Capital Discipline

Christian is the Portfolio Manager across the HOLT Capital Discipline strategies. He has been engaged in the asset management industry for 20 years. Christian joined Credit Suisse Asset Management in 2012 from ROK Capital, where he was a Co-Founder and Chief Investment Officer. Prior to that, he spent five years at Tremblant Capital where he was a Managing Director investing in long/short equity strategies. Christian began his asset management career at Fidelity Investments in London, where he managed a Global Technology fund and a European Financials fund. He holds a BA in Economics from Dartmouth College and a MBA from The University of Pennsylvania Wharton School.

Todd Leigh, CFA, Senior Advisor

Todd is Head of the HOLT Active Equity Group and a Senior Advisor to the HOLT Capital Discipline investment committee. Todd has been involved in investment banking and asset management for more than 20 years. He returned to Credit Suisse in 2012 from ROK Capital, where he was a Co-Founder and Director of Research. Prior to that, he spent three years at Relational Investors where he was a Managing Director and Partner in the investment management team. Todd's earlier career at Credit Suisse spanned many roles and regions in the Investment Bank with his last role as a Managing Director in the Technology Investment Banking Group. Prior to that, he was based in London, where he led the HOLT Equity Sales efforts in the Benelux region. Todd holds a BS in Commerce with a concentration in Accounting from the University of Virginia and is a CFA charterholder.

¹ Representative account data reflects the US Sustainable Dividend Portfolio Model. Other portfolios in the Strategy may have different security weightings. Percentages and characteristics are as of 12/31/16 and may have changed subsequently. Sector and country allocations exclude cash. This is not a recommendation to purchase or sell securities.

² Annualized risk characteristics are calculated gross of fees.

Important Disclosures

This material has been prepared by Credit Suisse Asset Management, LLC ("Credit Suisse") on the basis of publicly available information, internally developed data and other third party sources believed to be reliable. Credit Suisse has not sought to independently verify information obtained from public and third party sources and makes no representations or warranties as to accuracy, completeness or reliability of such information. All opinions and views constitute judgments as of the date of writing without regard to the date on which the reader may receive or access the information, and are subject to change at any time without notice and with no obligation to update. This material is for informational and illustrative purposes only and is intended solely for the information of those to whom it is distributed by Credit Suisse. No part of this material may be reproduced or retransmitted in any manner without the prior written permission of Credit Suisse. Credit Suisse does not represent, warrant or guarantee that this information is suitable for any investment purpose other than as specifically contemplated by a written agreement with Credit Suisse and it should not be used as a basis for investment decisions. This material does not purport to contain all of the information that a prospective investor may wish to consider. This material is not to be relied upon as such or used in substitution for the exercise of independent judgment. **Past performance does not guarantee or indicate future results.**

This material should not be viewed as a current or past recommendation or a solicitation of an offer to buy or sell any securities or investment products or to adopt any investment strategy. The securities identified and described do not represent all of the securities purchased, sold or recommended for client accounts. The reader should not assume that any investments in companies, securities, sectors, strategies and/or markets identified or described herein were or will be profitable and no representation is made that any investor will or is likely to achieve results comparable to those shown or will make any profit or will be able to avoid incurring substantial losses. This informational report does not constitute research and may not be used or relied upon in connection with any offer or sale of a security or hedge fund or fund of hedge funds. Performance differences for certain investors may occur due to various factors, including timing of investment and eligibility to participate in new issues. Investment return will fluctuate and may be volatile, especially over short time horizons. Each investor's portfolio may be individually managed and may vary from the information shown in terms of portfolio holdings, characteristics and performance. Current and future portfolio compositions may be significantly different from the information shown herein. **Investing entails risks, including possible loss of some or all of the investor's principal.** The investment views and market opinions/analyses expressed herein may not reflect those of Credit Suisse Group AG as a whole and different views may be expressed based on different investment styles, objectives, views or philosophies. To the extent that these materials contain statements about the future, such statements are forward looking and are subject to a number of risks and uncertainties.

The only legally binding terms of this investment product including risk considerations, objectives, charges and expenses will be set forth in an investment management or other separate account agreement a prospective investor may enter into. This document does not constitute an offer or invitation to enter into any type of financial transaction. The sponsor has no obligation to issue this investment product. Where not explicitly otherwise stated, the sponsor has no duty to invest in the underlying assets. Before deciding to invest, prospective investors must carefully read the relevant investment management or separate account agreement and pay particular attention to the risk factors contained therein and determine if this investment product suits the investor's particular circumstances and should independently assess (with the investor's tax, legal and financial advisers) the specific risks (maximum loss, currency risks, etc.) and the legal, regulatory, credit, tax and accounting consequences. Prospective investors should have the financial ability and willingness to accept the risk characteristics of this investment product. This investment product is intended only for investors who understand and are capable of assuming all risks involved. Credit Suisse makes no representation as to the suitability of this investment product for any particular investor or as to the future performance of this investment product. This material is not directed at, or intended for distribution to or use by, any person or entity who is a citizen or resident of or located in any jurisdiction where such distribution, publication, availability or use would be contrary to applicable law or regulation or which would subject Credit Suisse and/or its subsidiaries or affiliates to any registration or licensing requirement within such jurisdiction. Materials have been furnished to the recipient and should not be redistributed without the expressed written consent of Credit Suisse. The charts, tables and graphs contained in this document are not intended to be used to assist the reader in determining which securities to buy or sell or when to buy or sell securities. Benchmarks are used solely for purposes of comparison and the comparison does not mean that there will necessarily be a correlation between the returns described herein and the benchmarks. There are limitations in using financial indices for comparison purposes because, among other reasons, such indices may have different volatility, diversification, credit and other material characteristics (such as number or type of instrument or security). It is not possible to invest directly in an index.

The investment strategy described herein relies on proprietary models and predictions with regard to the performance of an asset class or particular investment generated by these models and may not be accurate because of imperfections in the models, their deterioration over time, or other factors, such as the quality of the data input into the model, which involves the exercise of judgment. Even if the model functions as anticipated, it cannot account for all factors that may influence the prices of the investments, such as event risk. The HOLT methodology does not assign ratings or a target price to a security. It is an analytical tool that involves use of a set of proprietary quantitative algorithms and warranted value calculations, collectively called the HOLT valuation model, that are consistently applied to all the companies included in its database. Third-party data (including consensus earnings estimates) are systematically translated into a number of default variables and incorporated into the algorithms available in the HOLT valuation model. The source financial statement, pricing, and earnings data provided by outside data vendors are subject to quality control and may also be adjusted to more closely measure the underlying economics of firm performance. These adjustments provide consistency when analyzing a single company across time, or analyzing multiple companies across industries or national borders. The default scenario that is produced by the HOLT valuation model establishes a warranted price for a security, and as the third-party data are updated, the warranted price may also change. The default variables may also be adjusted to produce alternative warranted prices, any of which could occur. Additional information about the HOLT methodology is available on request.

All accounts pay a "wrap fee" based on a percentage of assets under management. The wrap fee includes portfolio management services, administrative fees, account reporting services, SEC and exchange fees associated with account activity, as well as maintenance and custodial fees related to the account. Net performance results have been reduced by the actual wrap fee charged to each portfolio included in the composite. Gross performance results are gross of the entire wrap fee and are provided as supplemental information. Both gross and net performance results have been reduced by commissions and other charges incurred in connection with transactions as well as fees, charges or other costs and expenses related to trading in foreign securities and American Depositary Receipts (ADRs) conversion fees, which are not included in the wrap fee. Gross-of-fees results were calculated by increasing net-of-fees results by the weighted-average fee paid by the accounts in the composite. The maximum wrap fee schedule charged to accounts in the composite is 2%. Actual fees incurred by clients may vary.

For comparison purposes, the US Sustainable Dividend Portfolio is measured against the S&P 500 (<https://www.credit-suisse.com/us/en/private-banking/glossary-indices.html>). It should not be assumed that the benchmark represents a similar investment strategy or asset classes to the US Sustainable Dividend Portfolio. Indices cannot be invested in directly, are unmanaged and do not incur management fees, costs or expenses. If an index had expenses, its performance would be lower. Index returns have not been examined.

CFROI, CFROE, HOLT, HOLT Lens, HOLTfolio, HOLTSelect, HS60, HS40, ValueSearch, AggreGator, Signal Flag, Forecaster, "Clarity is Confidence" and "Powered by HOLT" are trademarks or registered trademarks of Credit Suisse Group AG or its affiliates in the United States and other countries. HOLT is a corporate performance and valuation advisory service of Credit Suisse.