

Second Quarter Results 2007

Zurich
August 2, 2007

Brady W. Dougan, CEO
Renato Fassbind, CFO

Cautionary statement

Cautionary statement regarding forward-looking and non-GAAP information

This presentation contains forward-looking statements within the meaning of the Private Securities Litigation Reform Act of 1995.

Forward-looking statements involve inherent risks and uncertainties, and we might not be able to achieve the predictions, forecasts, projections and other outcomes we describe or imply in forward-looking statements.

A number of important factors could cause results to differ materially from the plans, objectives, expectations, estimates and intentions we express in these forward-looking statements, including those we identify in "Risk Factors" in our Annual Report on Form 20-F for the fiscal year ended December 31, 2006 filed with the US Securities and Exchange Commission, and in other public filings and press releases.

We do not intend to update these forward-looking statements except as may be required by applicable laws.

This presentation contains non-GAAP financial information. Information needed to reconcile such non-GAAP financial information to the most directly comparable measures under GAAP can be found in Credit Suisse Group's second quarter report 2007.

Building on strong momentum

CHF m, except where indicated	2Q07	Change in %	
		vs. 2Q06	vs. 1Q07
Net revenues ¹⁾	11,703	45%	10%
Total operating expenses ¹⁾	7,637	37%	8%
Income from continuing operations before taxes ¹⁾	4,086	67%	14%
Net income	3,189	48%	17%
Diluted earnings per share in CHF	2.82	52%	17%
in	2Q07	2Q06	1Q07
Cost/income ratio ¹⁾	65.3%	69.4%	66.0%
Return on equity	29.7%	21.6%	25.2%
Net new assets in CHF bn	27.6	30.2	43.0

1) for Core Results, i.e. excluding results from minority interests without significant economic interest

Strong first half performance

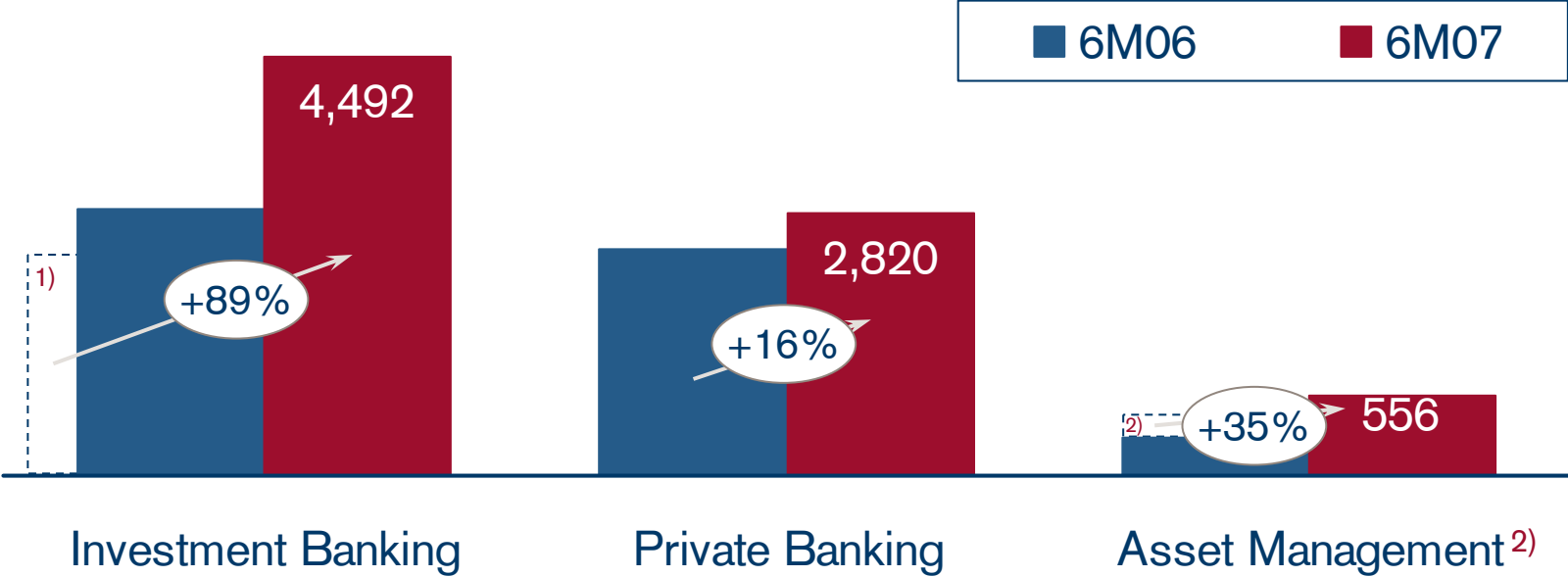
CHF m, except where indicated	6M07	Change in % vs. 6M06
Net revenues ¹⁾	22,372	26%
Total operating expenses ¹⁾	14,677	20%
Income from continuing operations before taxes ¹⁾	7,662	39%
Net income	5,918	24%
Diluted earnings per share in CHF	5.24	29%
in	6M07	6M06
Cost/income ratio ¹⁾	65.6%	69.1%
Return on equity	27.4%	23.1%
Net new assets in CHF bn	70.6	57.4

1) for Core Results, i.e. excluding results from minority interests without significant economic interest

Record half-year results with solid pre-tax income margin levels

Pre-tax income

CHF m



Pre-tax income margin in %	
Investment Banking	31.8
Private Banking	42.0
Asset Management ²⁾	34.1

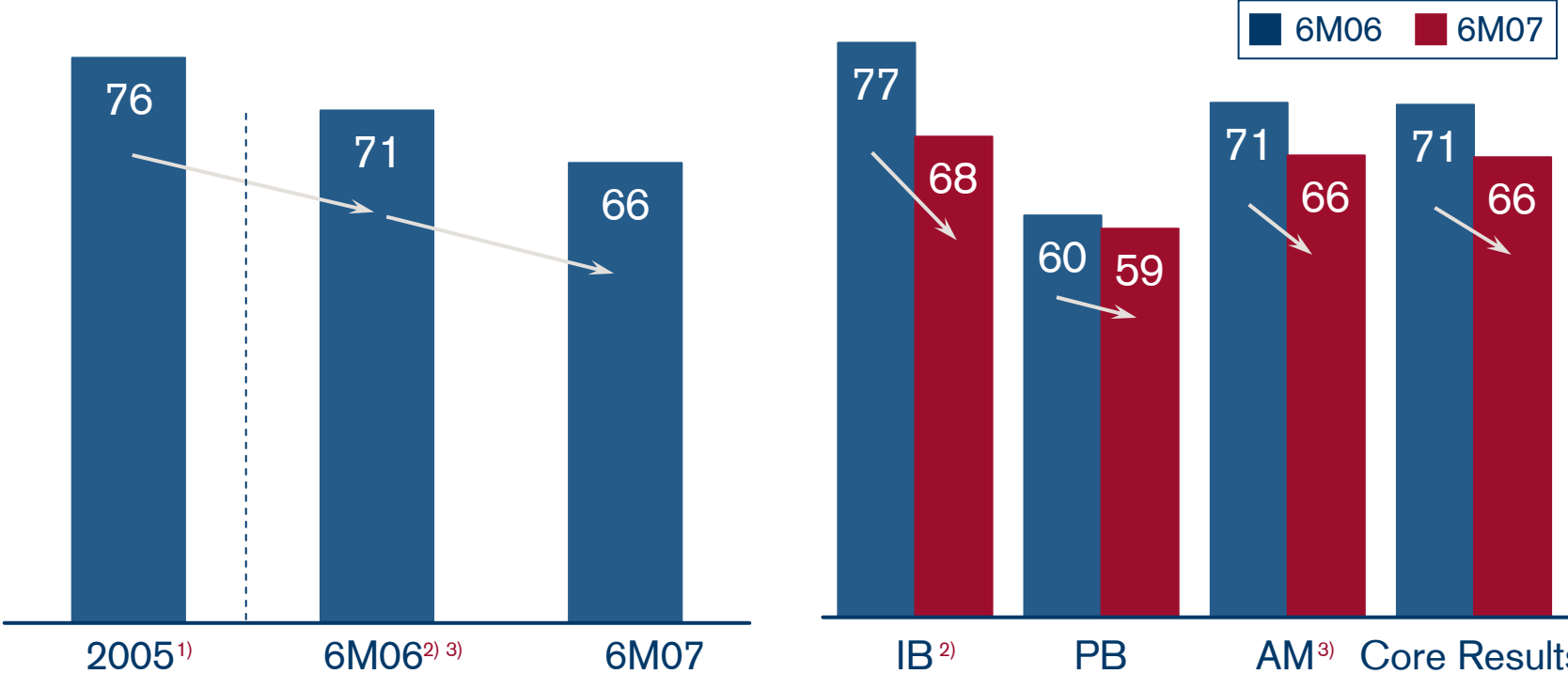
1) Excluding credits received from insurance settlements for litigation costs of CHF 474 m

2) Excluding business realignment costs of CHF 152 m

Improved efficiency in the first half of 2007

Cost/income ratio

%, based on Core Results



1) Excluding charge to increase the reserve for private litigation of CHF 960 m and charge of CHF 630 m for change in accounting for share-based compensation

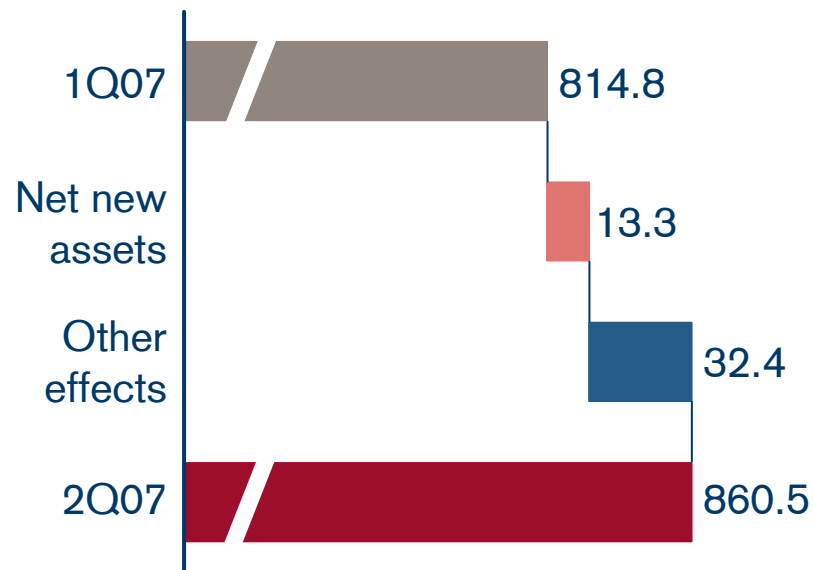
2) 6M06 excluding credits received from insurance settlements for litigations costs of CHF 474 m

3) 6M06 excluding business realignment costs of CHF 152 m

Continued asset gathering momentum

Wealth Management

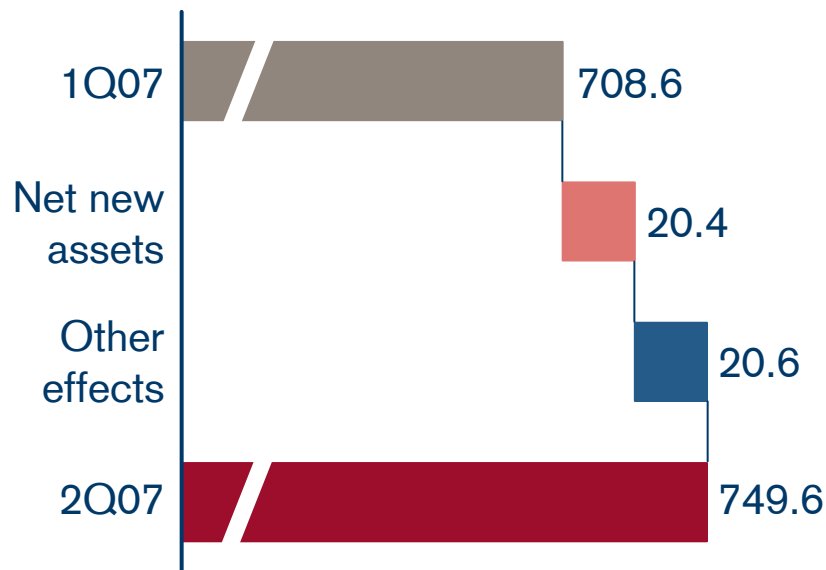
Assets under management in CHF bn



Net new asset growth on AuM
in 2Q07 (annualized) 6.5%
rolling four quarters 6.7%

Asset Management

Assets under management in CHF bn

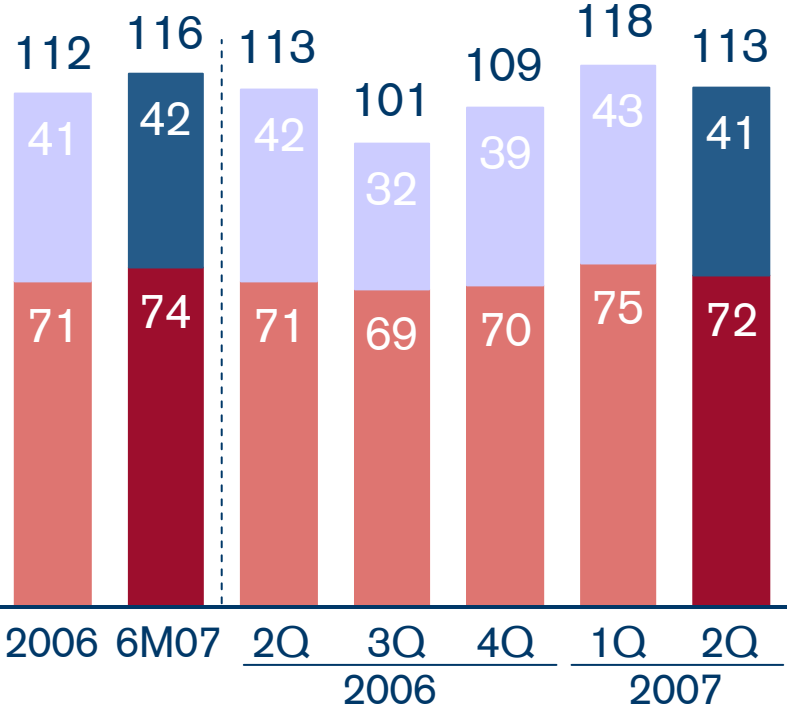
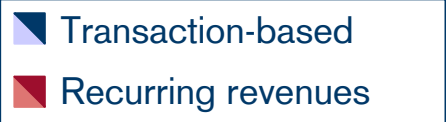


Net new asset growth on AuM
in 2Q07 (annualized) 11.5%
rolling four quarters 11.0%

Gross margin development

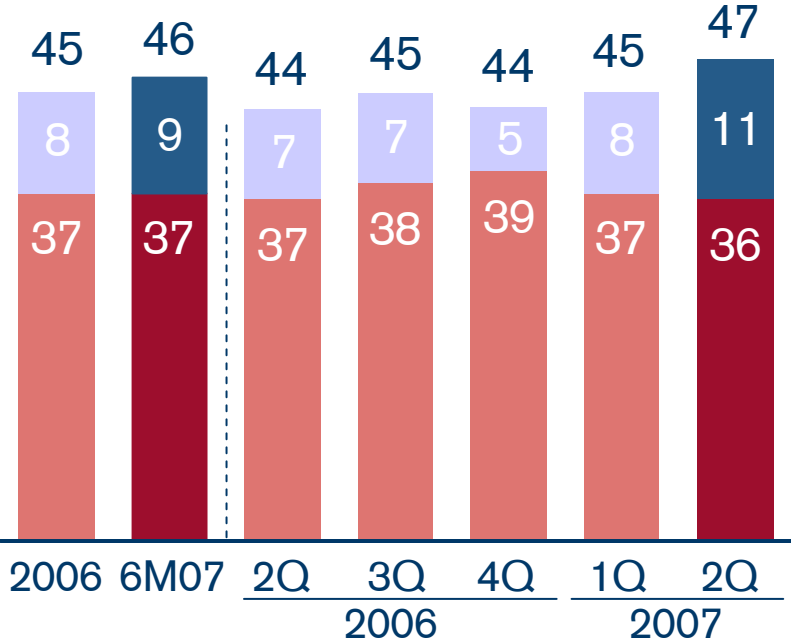
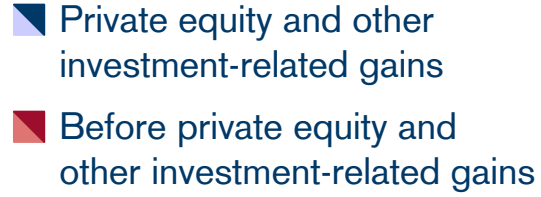
Wealth Management gross margin

Basis points

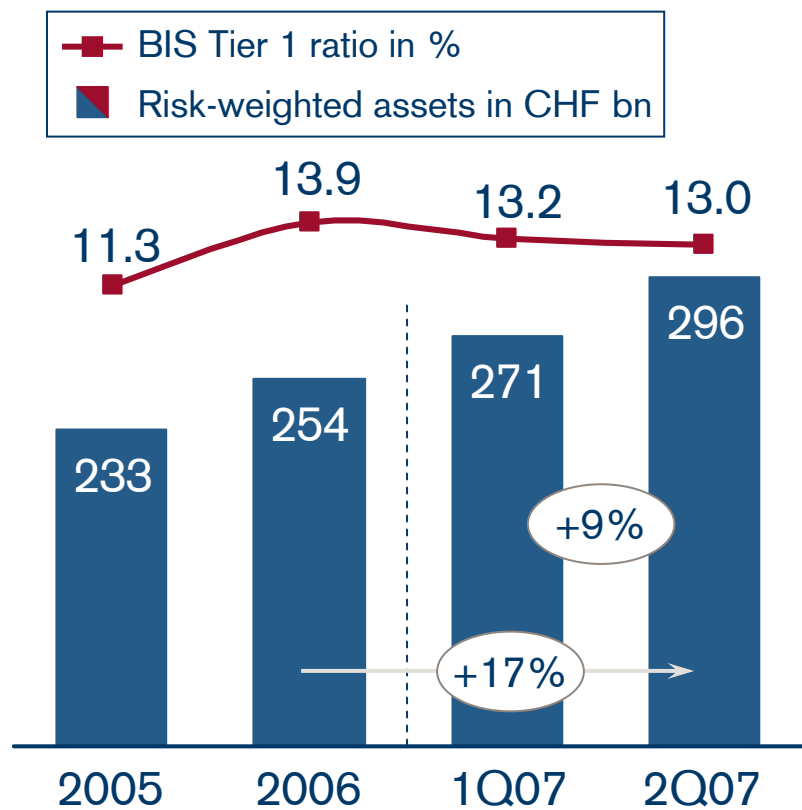


Asset Management gross margin

Basis points



Capital management



Tier 1 capital in CHF bn

26.3	35.1	35.8	38.6
------	------	------	------

Comments

- Repurchased 27.4 m shares worth CHF 2.5 bn by July 31 ¹⁾
 - 31% of current CHF 8 bn program
 - plans for further repurchases of CHF 2.5 bn by year-end 2007
 - expect early completion of current program in 2008
- Risk-weighted assets increase due to business growth and an increase in market risk equivalents
- Issued USD 2 bn of hybrid capital

1) 14.7 m shares worth CHF 1.3 bn by quarter-end 2Q07

Investment Banking with record results

Highlights second quarter 2007

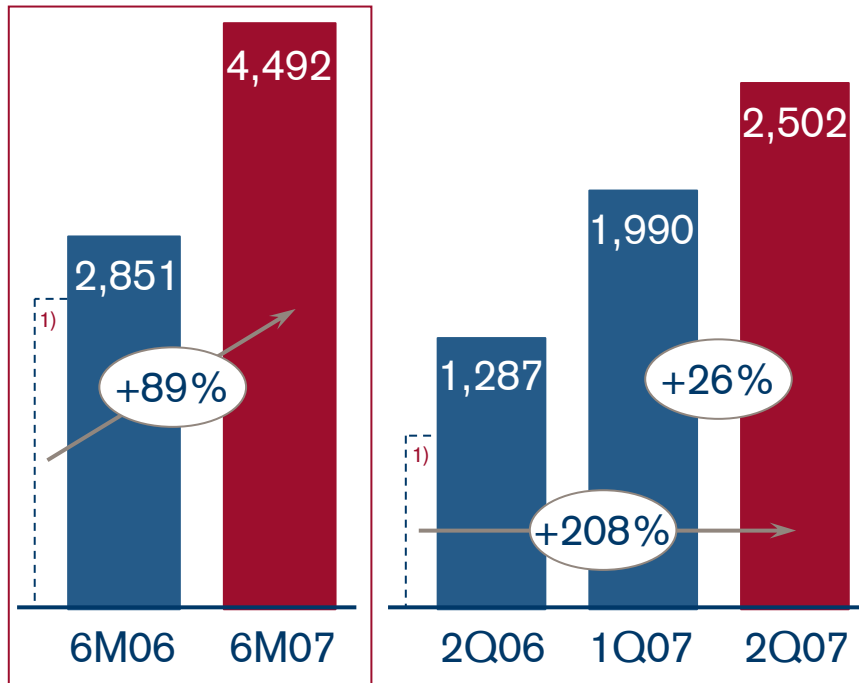


- Record revenues and pre-tax income
- Strong results amid higher market volatility in certain areas and a more challenging fixed income trading environment
- Continued progress in cost management despite increase in business activity

Improved profitability in Investment Banking

Investment Banking pre-tax income

CHF m



Pre-tax income margin in %

28.0	31.8	29.0	30.2	33.2
------	------	------	------	------

Comments on 2Q07

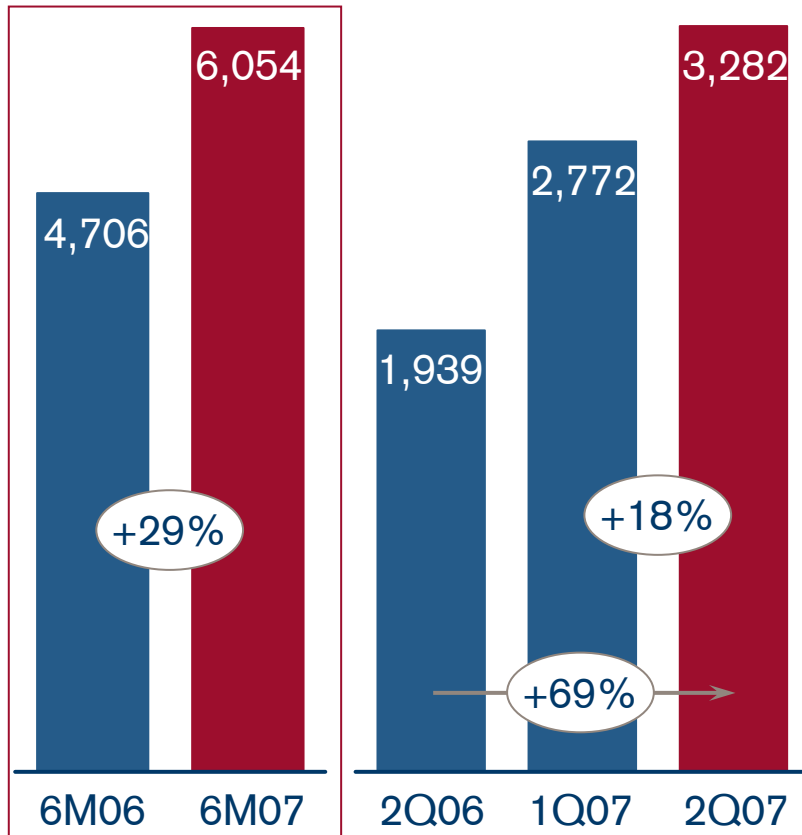
- Strong pre-tax income growth benefiting from diversified business mix
- Noticeable improvement in pre-tax income margin, but opportunities remain
- Continued focus on disciplined risk management

1) Excluding CHF 474 m of credits received from insurance settlements for litigation and related costs

Record fixed income trading revenues in a more challenging environment

Fixed income trading revenues

CHF m



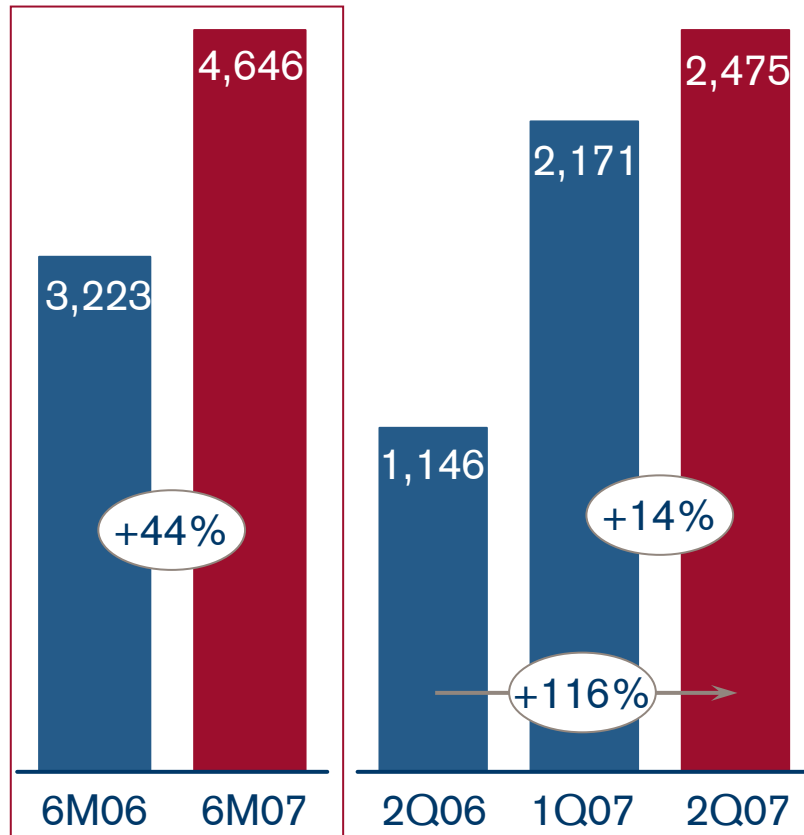
Comments on 2Q07

- Despite challenges, the market offered good opportunities across various businesses
- Higher revenues in:
 - leveraged finance
 - structured products (incl. CMBS)
 - emerging markets
 - currency trading
- Lower revenues in RMBS, with lower volumes and valuations
- Proprietary trading improved from a weak 2Q06

Record equity trading revenues amid favorable markets

Equity trading revenues

CHF m



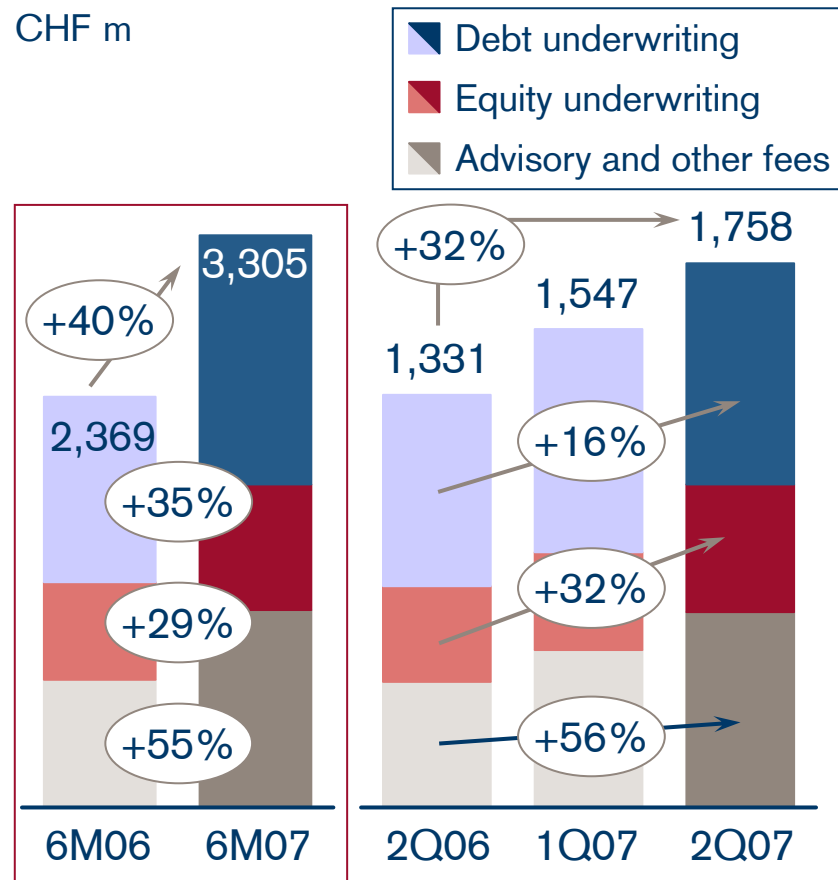
Comments on 2Q07

- Increased trading volumes and higher volatility
- Cash business with increased deal activity and client flows
- Proprietary trading generated strong results across strategies and regions
- Derivatives performed well
- Prime services revenues increased with growth in balances and new client mandates

Underwriting and advisory continue upward trend

Underwriting and advisory fees

CHF m

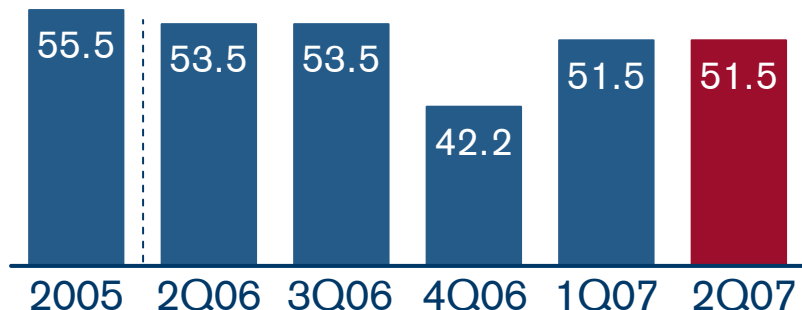


Comments on 2Q07

- Debt underwriting with strong performance in leveraged finance, reflecting active markets and the strength of our franchise
- Equity underwriting revenues increased reflecting higher levels of industry-wide equity issuance and higher market share
- Advisory fees improved reflecting higher M&A activity and higher market shares over the past several quarters

Continued progress on cost management initiatives

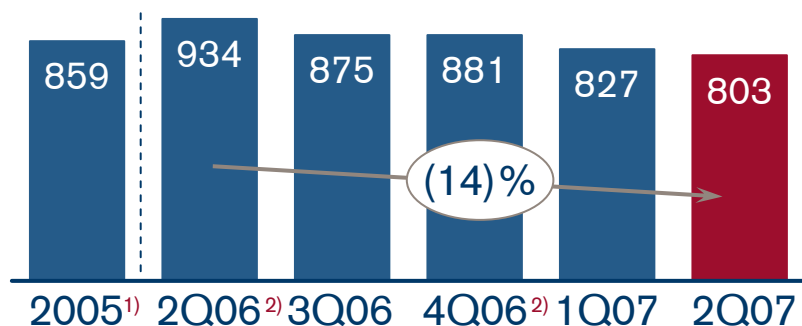
Compensation/revenue ratio in %



Comments on 2Q07

- Compensation and benefits expense maintained at 51.5% ratio
- Reflects disciplined approach to compensation accrual

G&A expenses in CHF m



- Continued reduction in G&A expenses despite significant increase in volumes and activity

1) Quarterly average and excluding charge to increase the reserve for certain private litigation of CHF 960 m

2) Excluding credits received from insurance settlements for litigations and related costs of CHF 474 m and CHF 34 m in 2Q06 and 4Q06, respectively

Private Banking with continued profitable growth

Highlights second quarter 2007

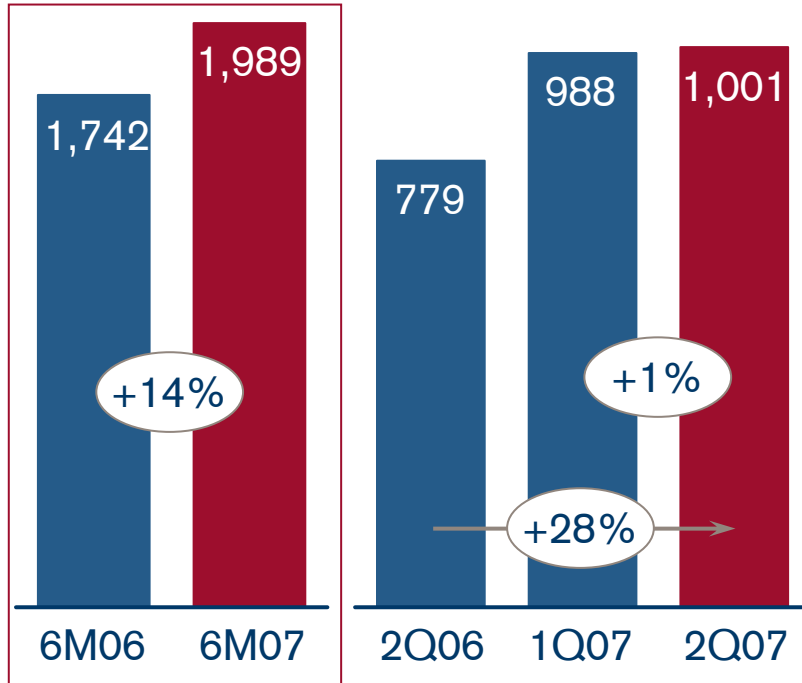


- Overall favorable operating environment
- Assets under management exceeded CHF 1 trillion for the first time
- New offices in the US, Kazakhstan and Ukraine
- Strengthening teams in key markets

Wealth Management pre-tax income a record CHF 1 bn

Wealth Management pre-tax income

CHF m



Pre-tax income margin in %

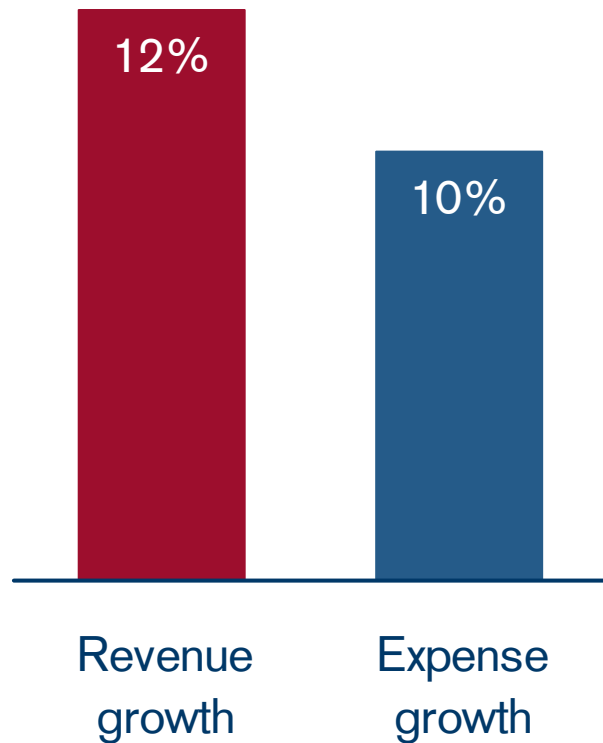
40.9	41.8	38.3	41.5	42.0
------	------	------	------	------

Comments on 2Q07

- Profitable growth while making investments to expand global franchise
- Investment product sales were higher compared to 2Q06 and at the same high level achieved in 1Q07
- Quarter and half-year pre-tax income margins exceeded 40% mid-term target

Increased operating leverage in Wealth Management

Growth 6M07 vs. 6M06



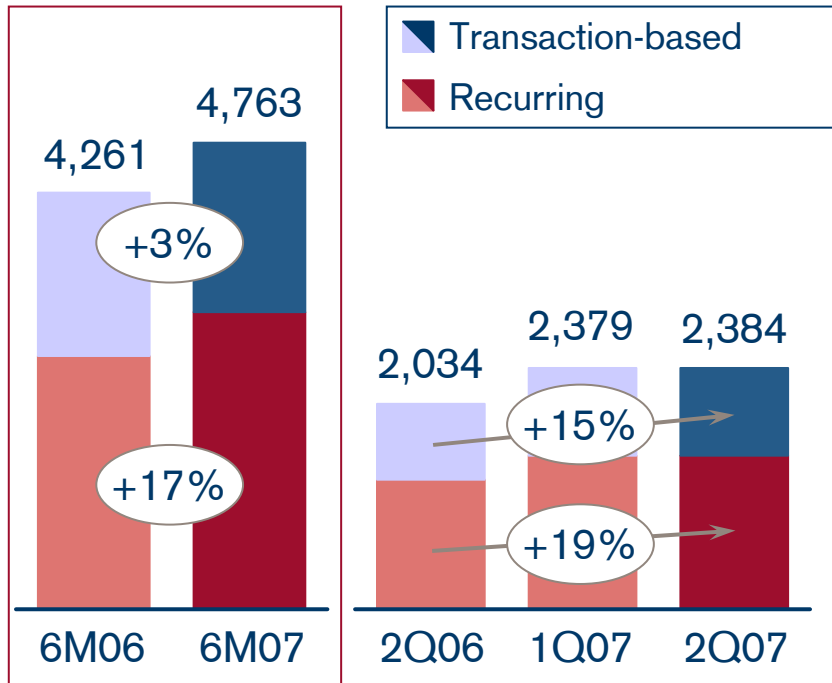
- Expanding international growth platform
 - Added 100 RMs in 6M07 ¹⁾
 - Higher front- and back-office infrastructure, sales & marketing costs
- Continuously drive productivity
- Enhancing the client value proposition by leveraging the integrated bank
- 14% increase in pre-tax income

1) 60 in 1Q07 and 40 in 2Q07

Wealth Management growing recurring revenues

Net revenues

CHF m



Recurring revenues as % of net revenues

60.7	63.7	62.9	63.8	63.6
------	------	------	------	------

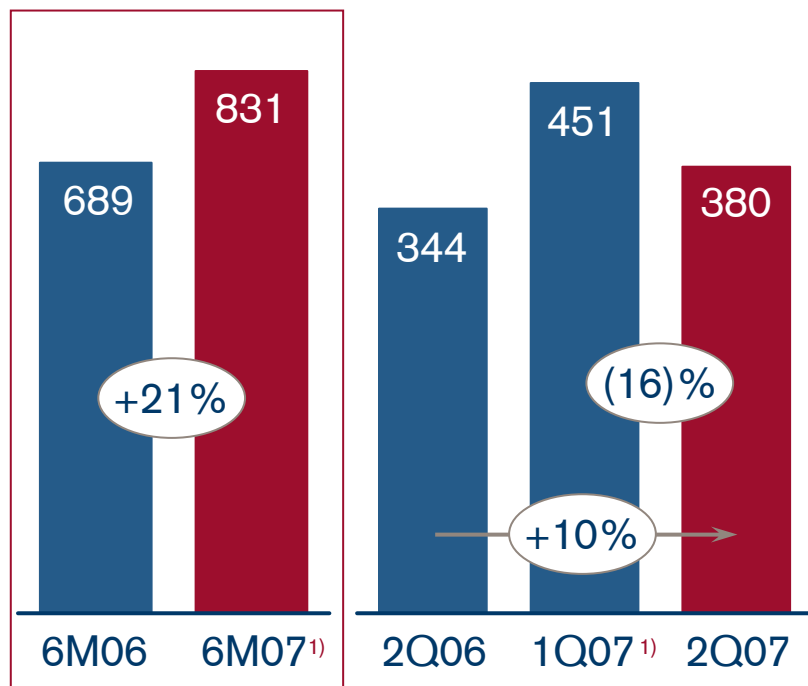
Comments on 2Q07 vs. 2Q06

- Recurring revenues increased 19%
 - higher asset-based commissions and fees, particularly from managed assets
 - higher interest income, mainly from lower funding costs
- Transaction-based revenue increased 15% reflecting higher brokerage and product issuing fees

Corporate & Retail Banking with good results, benefiting from a positive operating environment

Pre-tax income

CHF m



Pre-tax income margin in %

39.1	42.5	39.1	45.7	39.2
------	------	------	------	------

Comments on 2Q07 vs. 2Q06

- Sound economic fundamentals and growth
- Interest income benefited mainly from higher liability volumes and margins, partially offset by asset margin pressures
- Positive impact from net credit provision releases of CHF 28 m
- Net asset outflow of CHF 4.4 bn resulting from one client in the institutional pension business

1) Including a non-credit provision release of CHF 37 m

Asset Management continues positive momentum

Highlights second quarter 2007

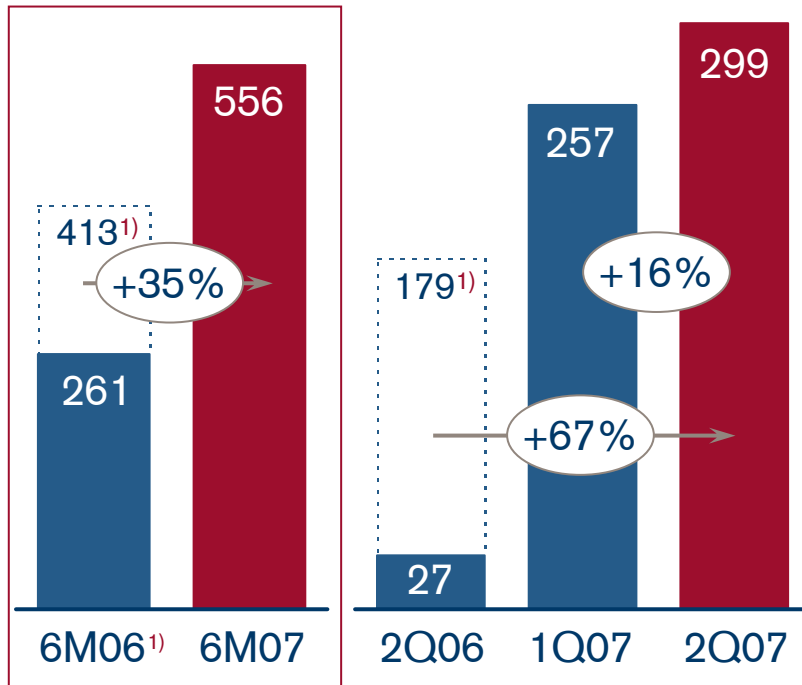


- Continued profitability improvement and strong net new asset growth
- Steady growth in commission and fee-based revenues
- Launched Nikko Credit Suisse Infrastructure Fund, reaching assets of CHF 1 bn in just three weeks
- Continue to see momentum in attracting new talent

Restoring profitability in Asset Management

Asset Management pre-tax income

CHF m



Pre-tax income margin in %

18.2	34.1	4.0	33.1	35.1
------	------	-----	------	------

Comments

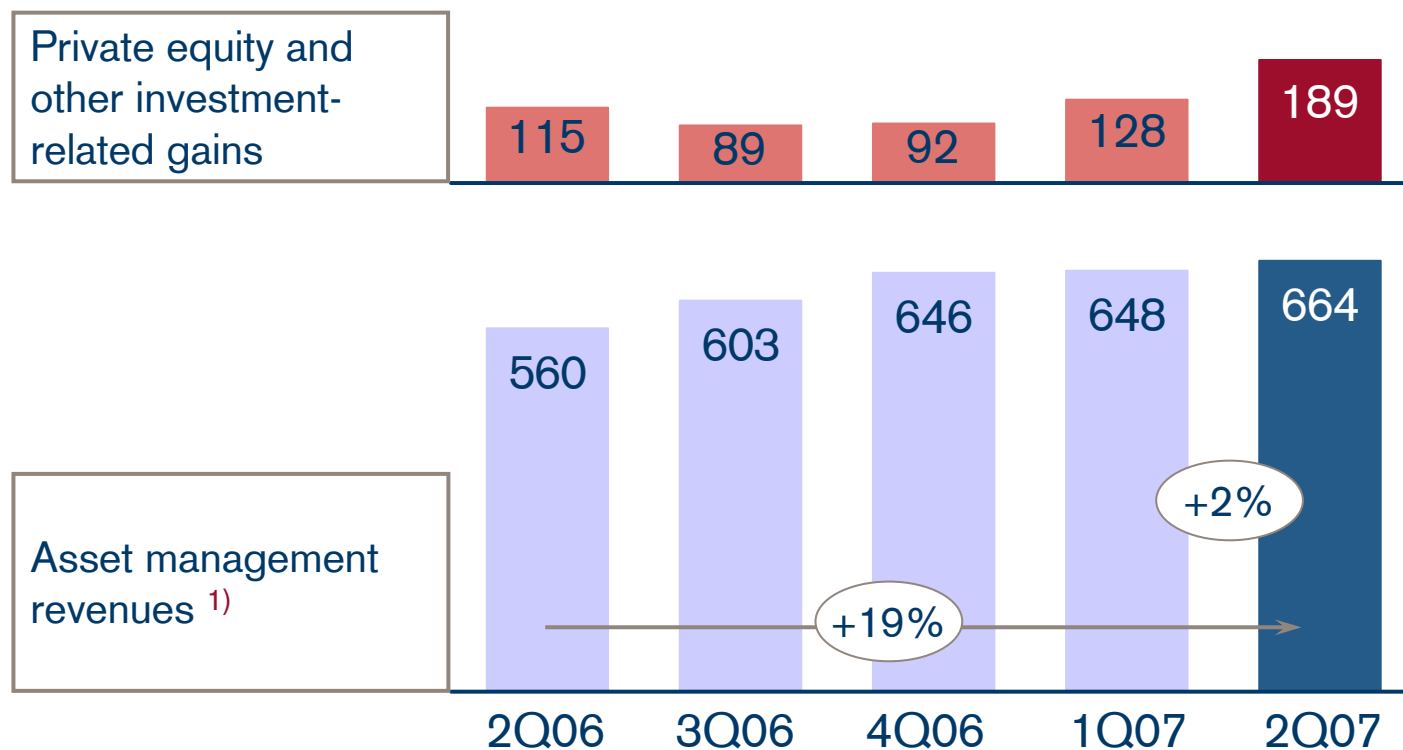
- Continue to see benefit from measures taken in 2006 realignment
 - Volumes and revenues developed favorably
 - Compensation levels in line with better results; contained other expenses
- Reflects combination of growth in asset base and stable gross margins

1) Excluding CHF 152 m in business realignment costs

Increased recurring revenues and strong private equity gains

Asset Management net revenues

CHF m

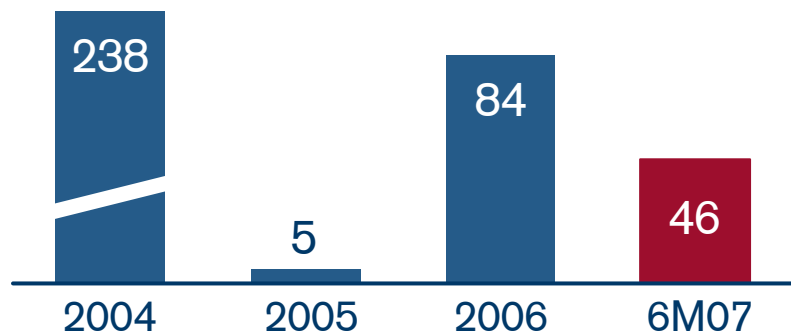


1) Fixed income and money market, equity, balanced and alternative investments and other

Progress against Group key performance indicators

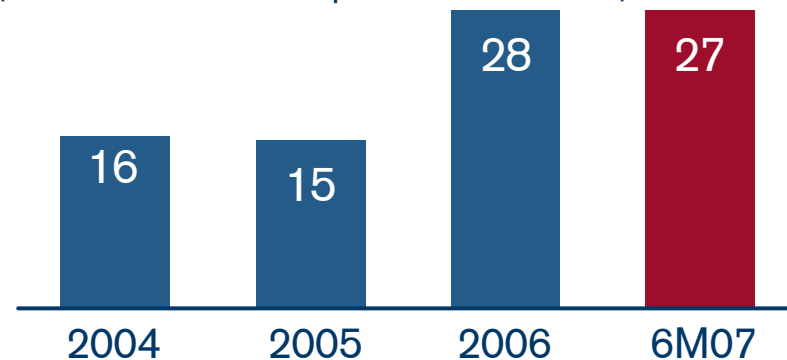
Diluted EPS growth in %

(from continued operations as reported in period)



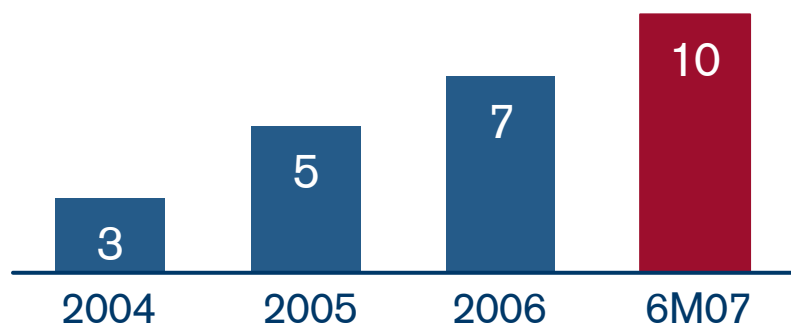
Return on equity in %

(based on after-tax reported net income)



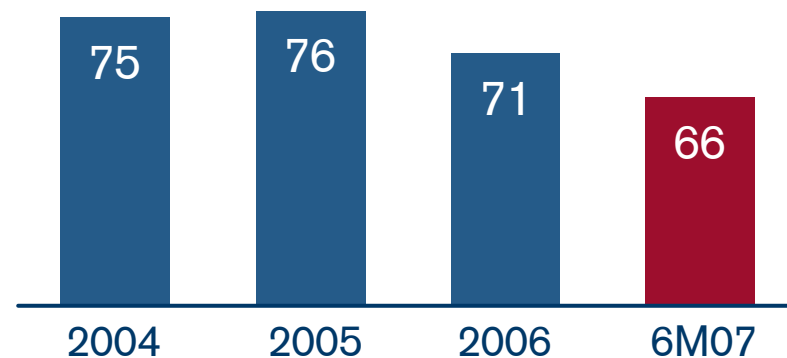
Net new asset growth in %

(annualized on assets under management)



Cost / income ratio in % ¹⁾

(based on Core Results)



1) Results for 2005 exclude charge to increase the reserve for certain private litigation of CHF 960 m and charge of CHF 630 m in relation to the change in accounting for share-based compensation. 2006 results exclude credits received from insurance settlements for litigation and related costs of CHF 508 m.

CREDIT SUISSE

