

ANNUAL REPORT ON CSR ACTIVITIES

1. A brief outline of the company's CSR policy, including overview of projects or programmes proposed to be undertaken and a reference to the web-link to the CSR policy and projects or programmes:

The Credit Suisse policy is based on the premise that the existence of a sound and stable social environment is key to the long-term success of our business. Credit Suisse and its employees have been working to help strengthen our society and to address social issues in conjunction with selected partner organizations. We support our partner organizations and their projects to help improve the lives of disadvantaged people by providing direct financial support to our partners and encourage our employees to share their knowledge and volunteer their time to make a difference.

The policy is aimed to promote social cohesion and stability through a range of social commitments in providing access, quality and inclusive education to the disadvantaged / marginalized sections of the society. Access to education is fulfilled through commitments based on health care, community development, rural development; Quality of education is focused on commitments based on skill based training, traineeship and livelihood enhancements and by providing support to girls & women education, adult literacy and vulnerable groups we provide inclusive opportunities to society.

The projects undertaken are within the broad framework of Schedule VII of the Companies Act, 2013.

Projects 2014-15:

In FY 2014-15, our CSR projects supported scholarships of marginalized students providing access to education, supporting children education in public schools and supporting the local communities affected by J&K floods.


Projects 2015-16:

For FY 2015-16, our CSR projects supported scholarships of marginalized students providing access to education, supporting teacher training and public schools, promoting education by inculcating reading habits, sanitation facilities for households as well as in schools and supporting the local communities affected by the Tamil Nadu floods.

Projects 2016-17:

For FY 2016 -17, we have made our contribution to the Prime Ministers National relief fund coupled with other projects on sanitation, supporting arts & culture by restoration of artifacts and encouraging Indian classical dance forms and eradication of malnutrition.

- 2. The composition of the CSR Committee:** CSR committee comprising of Mr. Neil Bharadwaj , Mr. Rajiv Baruah, Mr. Ajit Hebbar, Mr. Ravi Sureka, Ms. Anuradha Ganapathy, Mr. Chintan Bhansali, Mr. Abhishek Sancheti and Mr. Sandeep Agarwal
- 3. Average net profit of the company for the last three financial years for the purpose of computation of CSR : INR 2,699,588,597**
- 4. Prescribed CSR Expenditure (two per cent of the amount as in item 3 above): INR 53,991,772**
- 5. Details of CSR spent during the financial year :**
- a. **Total amount to be spend for the financial year : INR 53,991,772**
 - b. **Amount unspent : Nil**
 - c. **Manner in which the amount spend during the financial year : as attached**





6. In case the company has failed to spend the two per cent of the average net profit of the last three financial years or any part thereof, the company shall provide the reasons for not spending the amount in its Board report:

Not Applicable (There is no unutilized amount for 2016- 17 all amounts have been spent)
Please refer to 5(b)

7. A responsibility statement of the CSR Committee that the implementation and monitoring of CSR policy, is in compliance with CSR objectives and policy of the Company.

We hereby declare that implementation and monitoring of the CSR policy are in compliance with CSR objectives and policy of the company.

<p>Sd/-  Neil Bharadwaj</p>	<p>Sd/-  Rajiv Baruah Authorised Representative under Section 380(1)(d) of the Companies Act 2013</p>
--	---





CREDIT SUISSE

Credit Suisse AG, Mumbai branch

Sr. No.	CSR project or activity	Sector in which the project is covered	Projects or programs (1) Local area or other (2) Specify the state and district where projects or programs undertaken	Amount outlay (budget) project or program-wise	Amount spent on the project or program. Sub heads (1) Direct expenditure on project or programs (2) Overheads	*Cumulative expenditure upto the reporting period	Amount spent: Direct or through implementing agency
1	International Foundation for Research & Education	Promoting education, including special education and employment enhancing vocation skills especially among children, women, elderly and the differently abled and livelihood enhancement projects	Pan India	12,000,000	4,000,000	12,000,000	Direct
2	SNEHA	Promoting education, including special education and employment enhancing vocation skills especially among children, women, elderly and the differently abled and livelihood enhancement projects	Mumbai	5,648,051	1,531,346	1,918,351	Direct
3	Bharata Illango Foundation	Protection of national heritage, art and culture including restoration of buildings and sites of historical importance and works of art; setting up public libraries; promotion and development of traditional arts and handicrafts;	Chennai	1,000,000	1,000,000	1,000,000	Direct
4	Teach to Lead	Promoting education, including special education and employment enhancing vocation skills especially among children, women, elderly and the differently abled and livelihood enhancement projects	Mumbai, Pune, Ahmedabad and Hyderabad	26,000,000	13,000,000	13,000,000	Direct



5	Fight Hunger Foundation	Eradicating hunger, poverty and malnutrition, promoting preventive health care	Mumbai	2,500,000	608,693	608,693	Direct
6	PMNRF	Contribution to the Prime Minister's National Relief Fund	Pan India	29,762,016	**29,762,016	29,762,016	Direct
7	Habitat for Humanity	Promoting preventive health care and sanitation	Mumbai	5,739,800	5,739,800	5,739,800	Direct
8	Capacity building	Administrative expenses - resourcing costs, project meeting expenses, project site visit expenses		2,699,589	325,918		Direct
	Total				55,177,644		

*Cumulative expenditure upto the reporting period includes the expenditure of previous years on that project

** Includes under spent amount for Financial Years 2015 - 16 i.e. INR 1,185,872 and INR 28,576,144 for current year.

